Resultater fra treningsløp på Sætreåsen 1. juni 2017

Antall deltagere: 36

Brikke	Navn	Tid	Løype	Min/km	Klubb		Gull	Sølv	Brns	Disk		Antall:	48		v2.12						
	Post/EKT-kode---->					1/120	2/121	3/122	4/54	5/123	6/61	7/142	8/124	9/125	10/126	11/127	12/128	13/72	14/39	15/134	16/160
207900	Harald Kvisli	50:00	4,5 km A	11:07	NOL	01:45	06:01	01:19	03:34	03:27	03:20	01:58	09:09	01:06	04:12	01:45	02:48	02:53	04:19	01:25	00:59
228498	Jon Are Myhrer	50:07	4,5 km A	11:08	NOL	01:57	05:48	01:22	03:56	03:04	03:33	02:02	09:07	01:05	04:09	01:45	02:51	02:50	04:19	01:25	00:54
64748	Britt Fossøy	1:10:23	4,5 km A	15:38	NOL	02:08	07:23	01:44	05:43	05:10	04:48	03:14	10:45	01:43	06:05	03:03	02:55	05:59	06:32	01:42	01:29
480040	Åge-Geir Skatter	54:32	4,5 km A		NOL		22:52	01:41	05:20	04:36	04:16	04:02			11:45						
86890	Anders Fossøy	55:03	4,5 km A	12:14	NOL	02:01	06:01	01:40	04:11	03:48	03:45	02:33	08:23	01:53	06:04	02:39	07:20	04:45			
61168	Arve Paulsen	56:43	4,5 km A	12:36	NOL	01:57	05:35	01:36	03:41	03:19	03:20	02:15	09:07	01:10	06:30	02:37		08:31	04:11	01:32	01:22
480044	Hugo Christensen	59:13	4,5 km A	13:10	NOL	02:55	07:38	01:52	04:15	04:42	04:02	04:00			11:41	03:15		07:53	05:14		01:46
	Petter Løe	Deltatt																			
	Post/EKT-kode---->					1/120	2/57	3/56	4/123	5/61	6/142	7/148	8/147	9/127	10/128	11/146	12/72	13/39	14/134	15/160	
207905	Heidi Schatvet	50:26	3,5 km A	14:25	NOL	02:08	06:43	02:35	03:04	04:22	02:49	02:42	04:43	02:57	02:42	02:47	01:37	06:53	02:45	01:39	
197736	Silje Undeland Lysbakken	1:18:58	3,5 km A	22:34	NOL	03:16	07:38	02:27	13:04	06:01	05:24	02:48	05:04	07:48	09:17	04:01	01:53	07:04	01:47	01:26	
207902	Aasmund Slokvik	45:10	3,5 km A	12:54	NOL	02:17	05:00	01:38	02:23	03:30	02:32	01:57		08:47	05:30	02:26	01:33	04:26	01:52	01:19	
	Reidar Slokvik	Deltatt																			
	Post/EKT-kode---->					1/132	2/49	3/138	4/133	5/131	6/148	7/145	8/72	9/36	10/134	11/160					
176618	Anne Elisabeth Lysbakken	33:08	2,1 km C	15:47	NOL	02:49	02:38	03:45	03:23	05:05	05:13	02:26	02:38	02:45	00:47	01:39					
212095	Ea Lysbakken	40:37	2,1 km C	19:20	NOL	02:24	02:09	06:19	02:12	12:50	05:05	01:50	02:41	03:00	00:50	01:17					
159686	Sander Endresen	48:55	2,1 km C	23:18	NOL	05:12	02:08	03:17	04:31	15:55	08:24	01:35	02:32	02:55	01:07	01:19					
176331	Olav Endresen	52:46	2,1 km C	25:08	NOL	04:34	02:46	05:26	03:04	14:32	08:42	02:13	04:16	02:59	02:04	02:10					
502352	Robert Fredriksen	1:07:29	2,1 km C	32:08	NOL	10:48	04:38		13:20	08:01	09:56	04:04	04:30	05:47	01:45	04:40					
213054	Mina Simones	46:20	2,1 km C	22:04	NOL	03:00	03:21	06:00	02:32	06:31	06:29	02:09		12:05	02:13	02:00					
	Gunvor Bergskås	Deltatt																			
	Post/EKT-kode---->					1/132	2/49	3/32	4/148	5/64	6/129	7/135	8/134	9/160							
212631	Krstian Mork	30:48	1,6 km N	19:15	NOL	03:44	02:54	06:06	03:55	02:00	03:35	03:57	02:28	02:09							
212631	Eira Mork	30:48	1,6 km N	19:15	NOL	03:44	02:54	06:06	03:55	02:00	03:35	03:57	02:28	02:09							
213013	Line B. Simones	40:24	1,6 km N	25:15	NOL	03:12	03:12	06:10	04:22	03:35	08:21	07:30	02:11	01:51							
159671	Alfred Hagen Urdalen	48:01	1,6 km N	30:01	NOL	03:54	04:55	08:40	08:28	03:30	06:21	04:29	04:29	03:15							
176763	Syver Urdalen	48:06	1,6 km N	30:04	NOL	04:41	04:27	08:40	09:18	02:13	06:30	05:46	04:11	02:20							
11730	Margit Birkeland	50:46	1,6 km N	31:44	NOL	05:07	10:14	07:18	07:32	02:06	07:14	06:46	02:54	01:35							
11730	Marte Hagen	50:46	1,6 km N	31:44	NOL	05:07	10:14	07:18	07:32	02:06	07:14	06:46	02:54	01:35							
214435	Sigurd Sundseth Wårås	51:14	1,6 km N	32:01	NOL																
188422	Even August Sundseth Wårås	51:16	1,6 km N	32:02	NOL	21:38	04:47	06:13	07:34					11:02							
211939	Balder Lysbakken	52:16	1,6 km N	32:40	NOL	21:43	04:43	06:16	07:39					10:55							
216087	Tron Tranberg	1:25:50	1,6 km N	53:39	NOL	28:50	17:15	15:43				12:55	05:11	05:56							
216087	Beate Tranberg	1:25:50	1,6 km N	53:39	NOL	28:50	17:15	15:43				12:55	05:11	05:56							
	Anette Hagen	Deltatt																			
	Knut Urdalen	Deltatt																			

Småtroll

Eir Lysbakken
Arnulf Rulnes
Matias Norgren

Arrangør: Torbjørn Barikmo

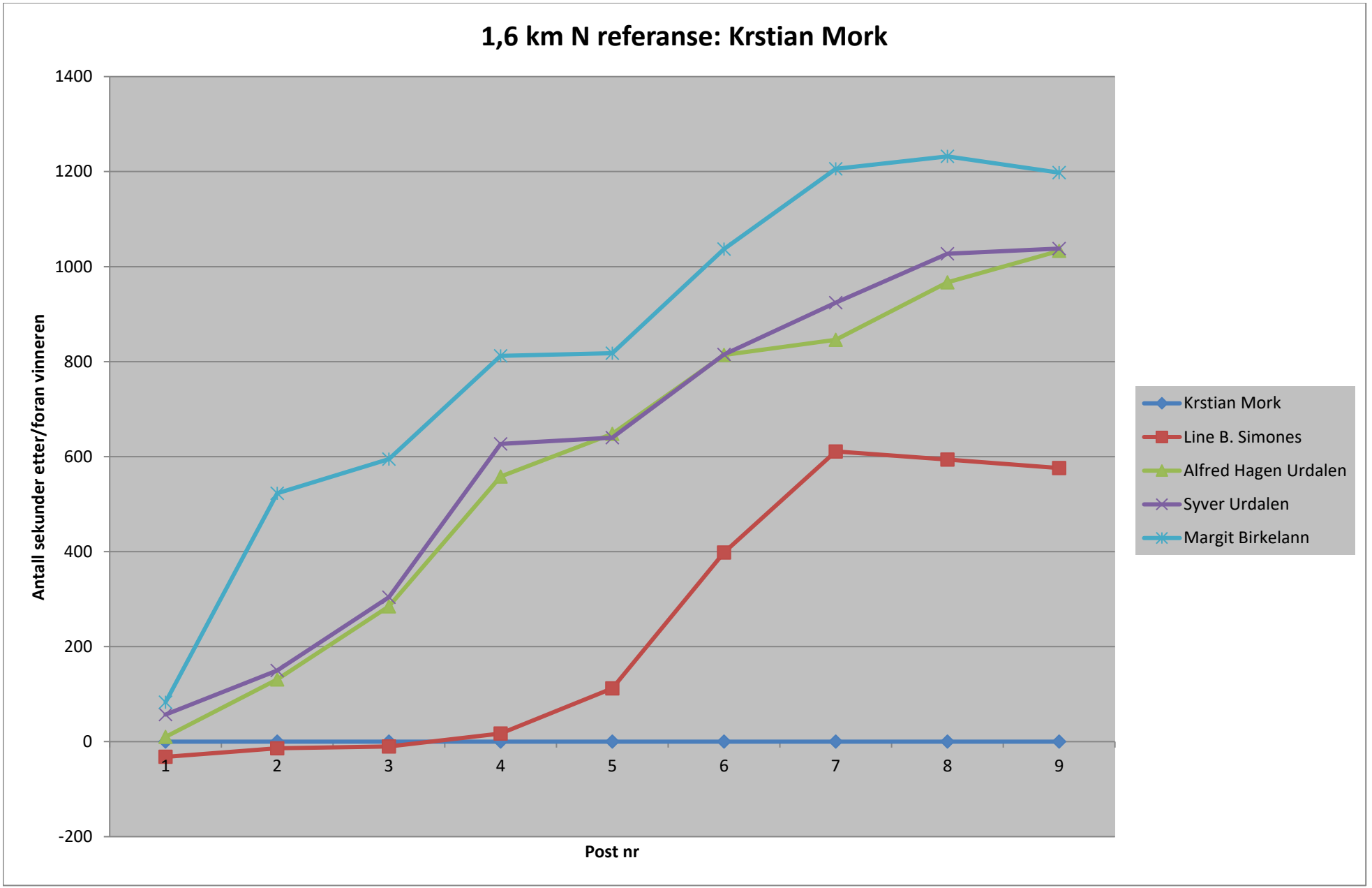
1,6 km N referanse: Krstian Mork
Antall sekunder etter/foran vinneren
1400
1200
1000
800
600
400
200
0
-200
1
2
3
4
5
6
7
8
9
Post nr
Krstian Mork
Line B. Simones
Alfred Hagen Urdalen
Syver Urdalen
Margit Birkelann

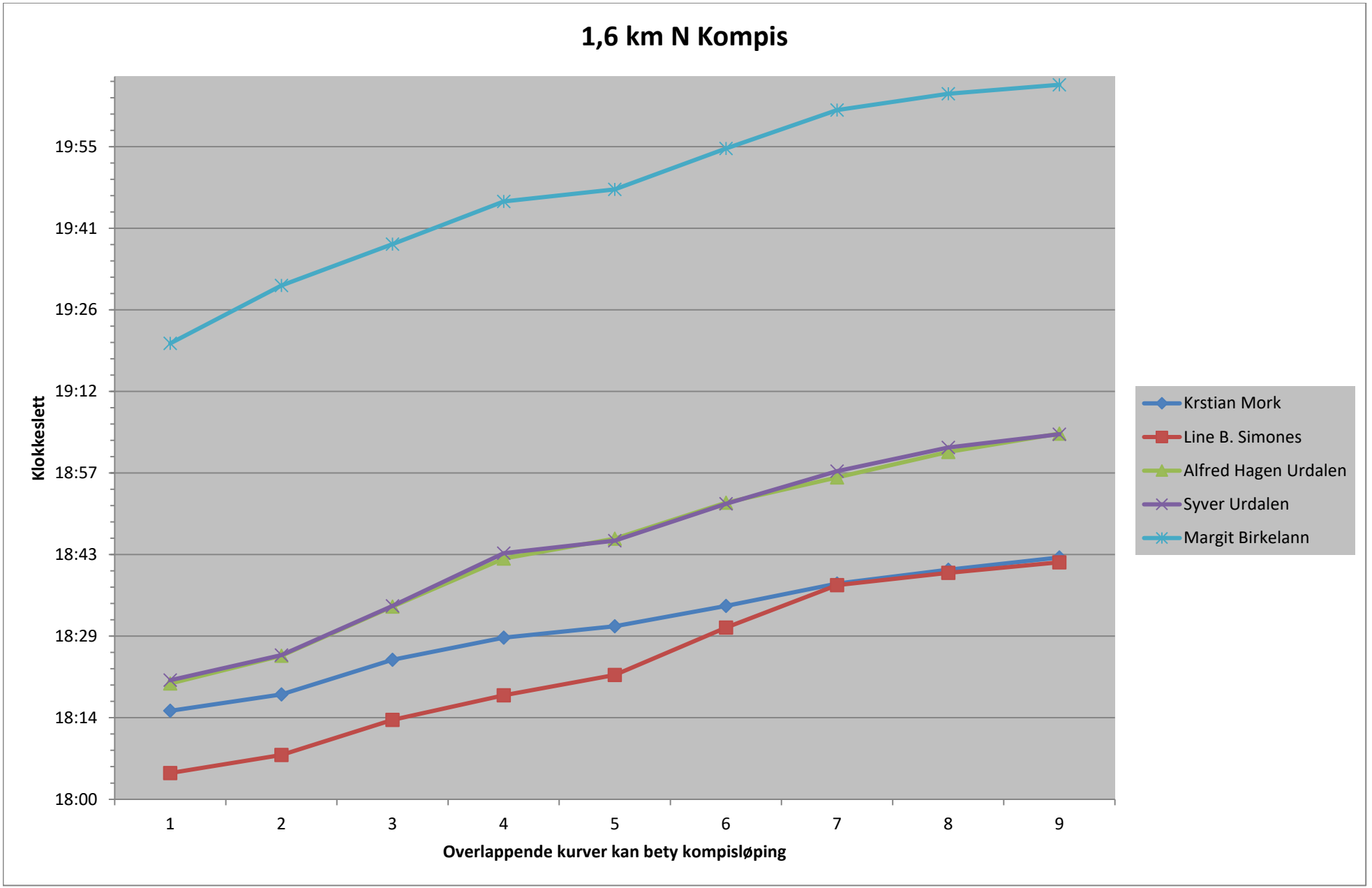
1,6 km N Kompis
Klokkeslett
19:55
19:41
19:26
19:12
18:57
18:43
18:29
18:14
18:00
1
2
3
4
5
6
7
8
9
Overlappende kurver kan bety kompisløping
Krstian Mork
Line B. Simones
Alfred Hagen Urdalen
Syver Urdalen
Margit Birkelann

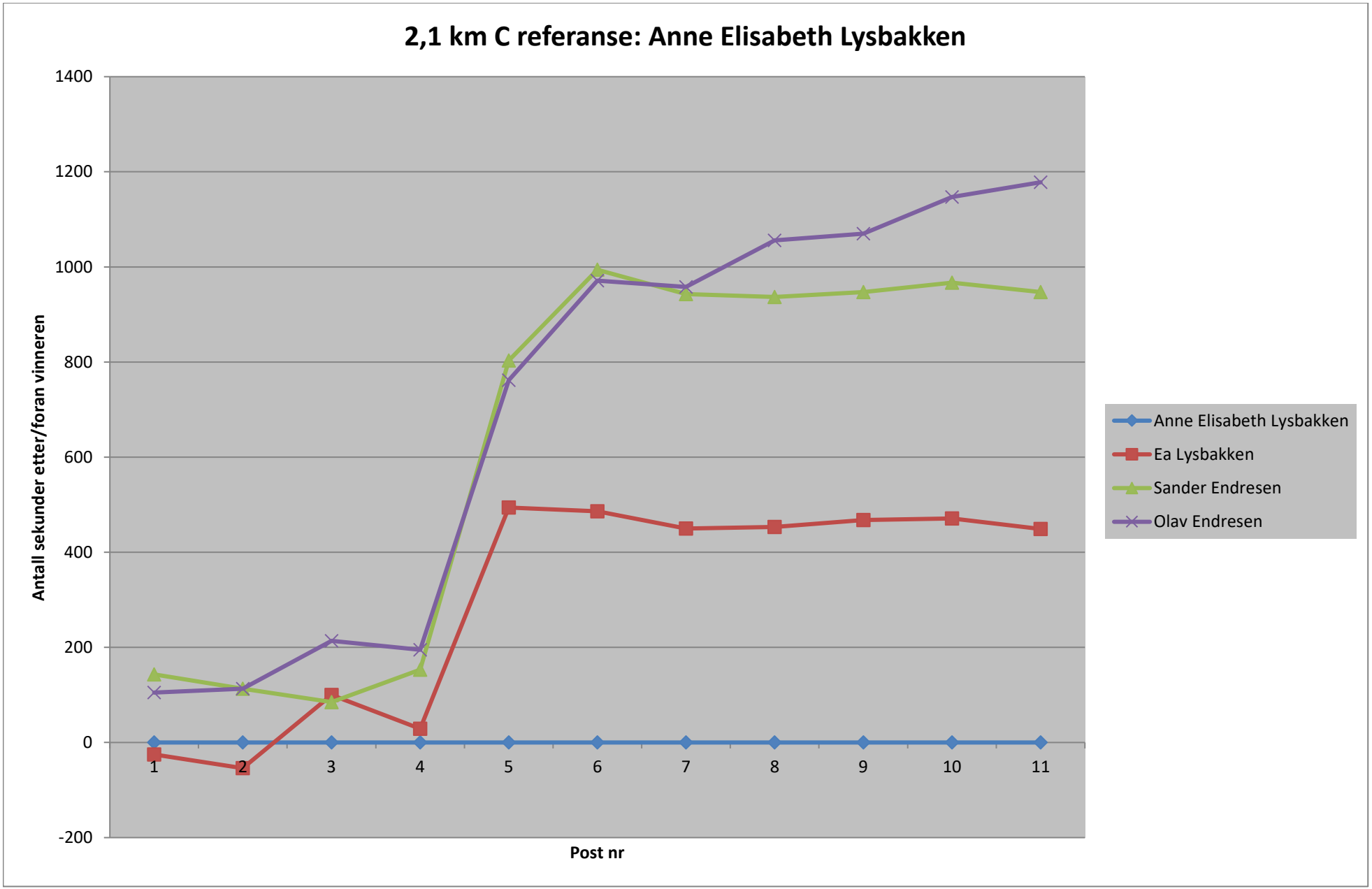
2,1 km C referanse: Anne Elisabeth Lysbakken
1400
1200
1000
800
600
400
200
0
-200
Antall sekunder etter/foran vinneren
1
2
3
4
5
6
7
8
9
10
11
Post nr
Anne Elisabeth Lysbakken
Ea Lysbakken
Sander Endresen
Olav Endresen

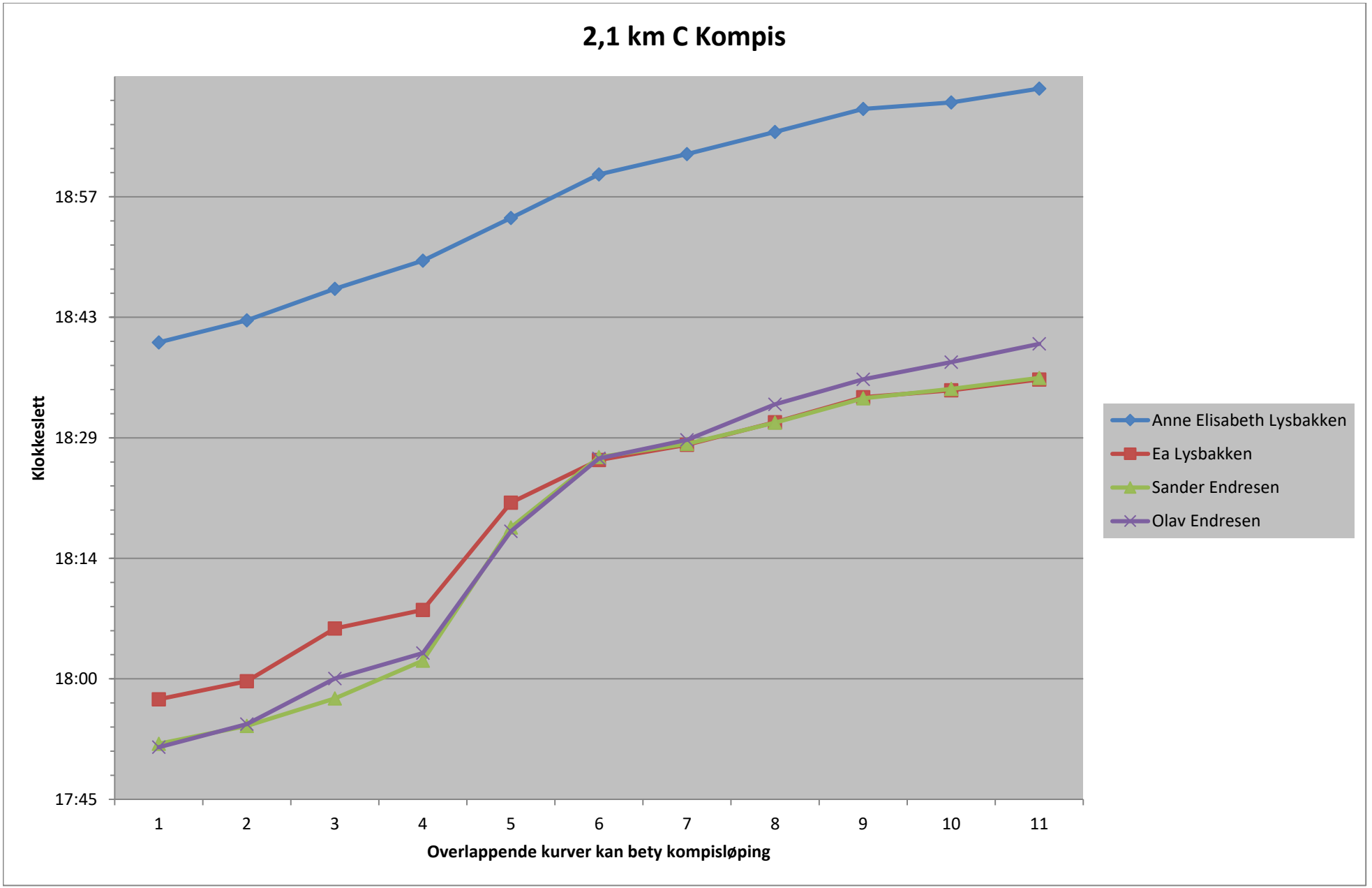
2,1 km C Kompis
Klokkeslett
18:57
18:43
18:29
18:14
18:00
17:45
1
2
3
4
5
6
7
8
9
10
11
Overlappende kurver kan bety kompisløping
Anne Elisabeth Lysbakken
Ea Lysbakken
Sander Endresen
Olav Endresen

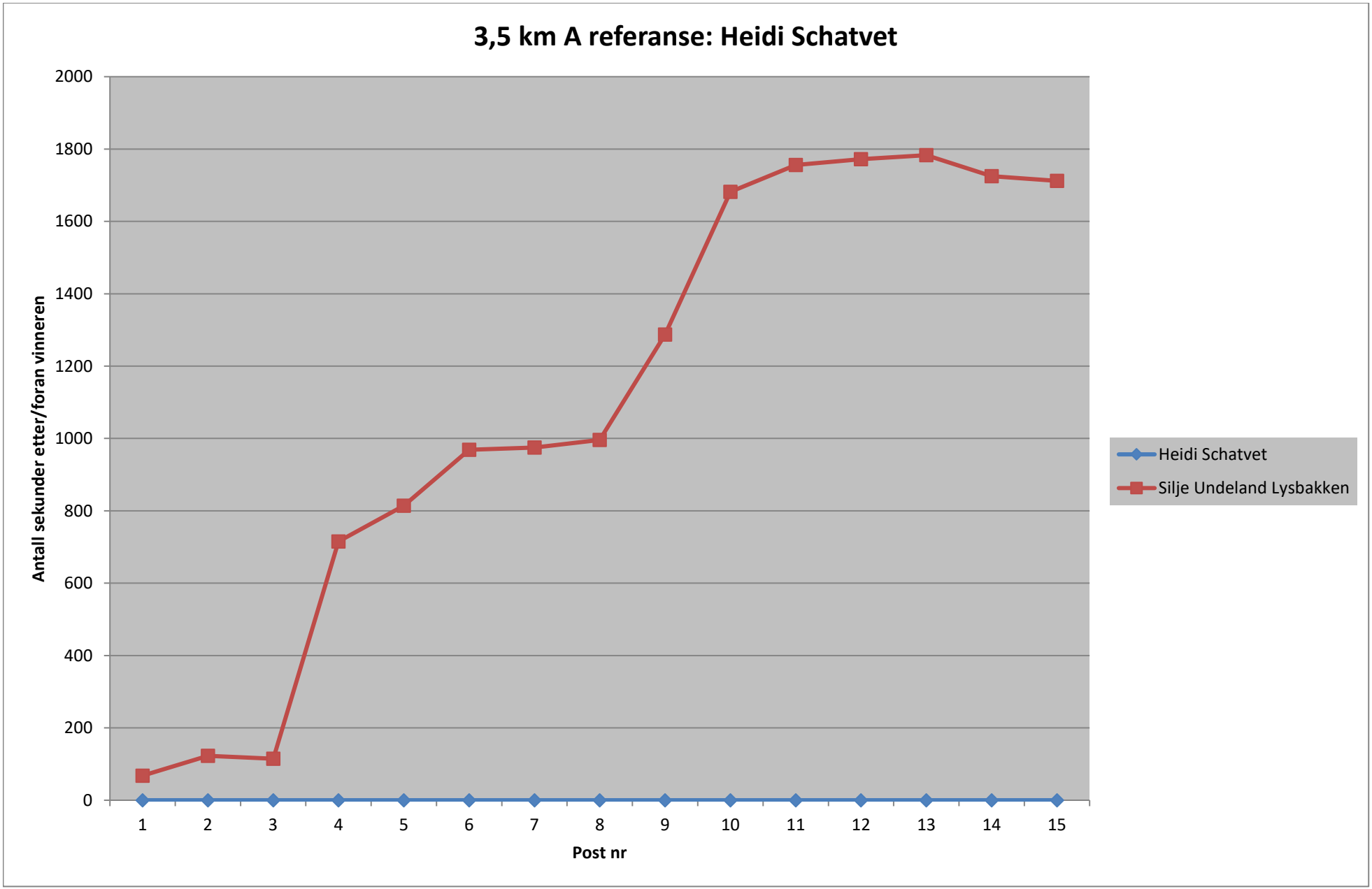
3,5 km A referanse: Heidi Schatvet
Antall sekunder etter/foran vinneren
2000
1800
1600
1400
1200
1000
800
600
400
200
0
1
2
3
4
5
6
7
8
9
10
11
12
13
14
15
Post nr
Heidi Schatvet
Silje Undeland Lysbakken

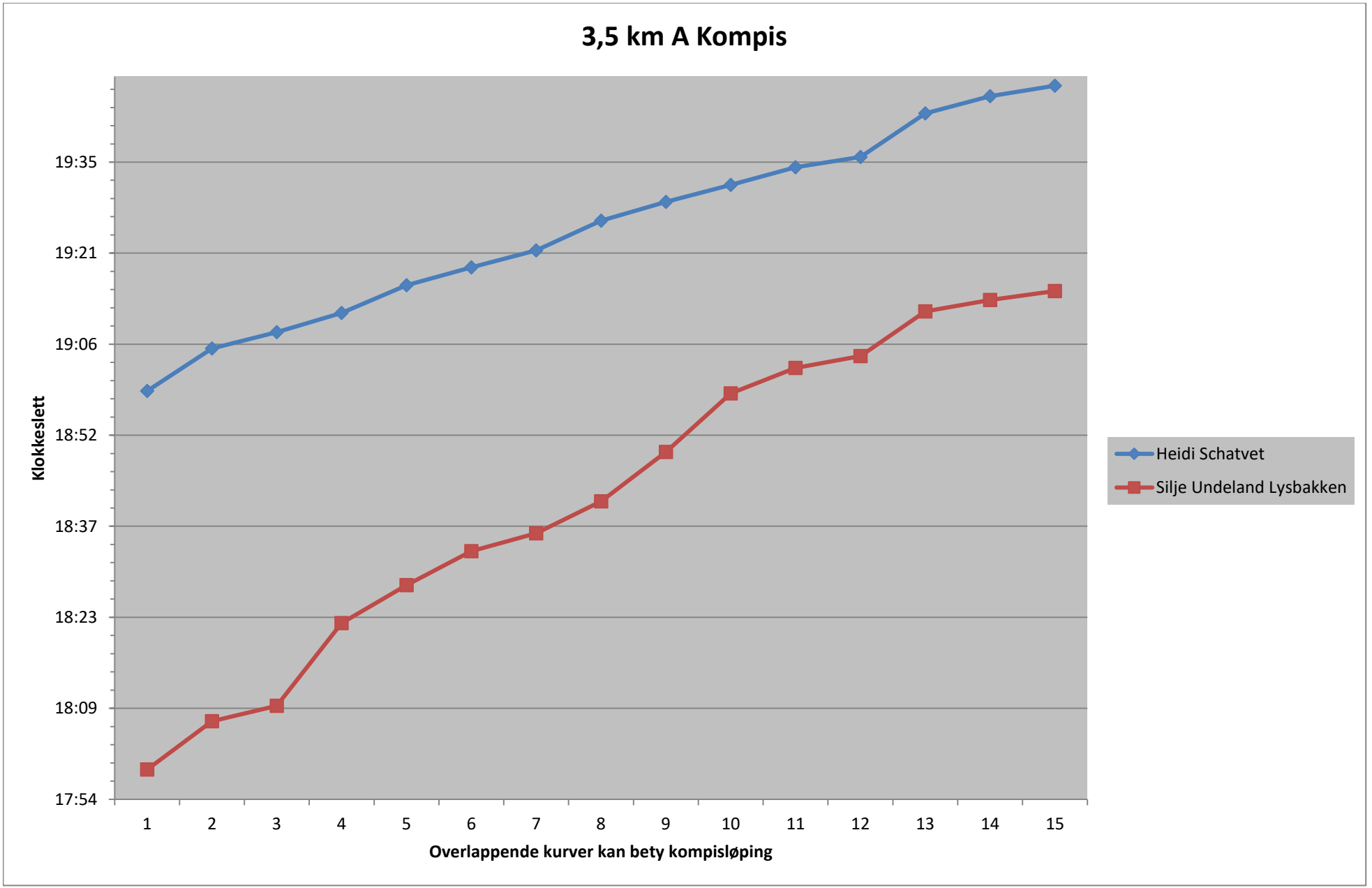
3,5 km A Kompis
Klokkeslett
19:35
19:21
19:06
18:52
18:37
18:23
18:09
17:54
1
2
3
4
5
6
7
8
9
10
11
12
13
14
15
Overlappende kurver kan bety kompisløping
Heidi Schatvet
Silje Undeland Lysbakken

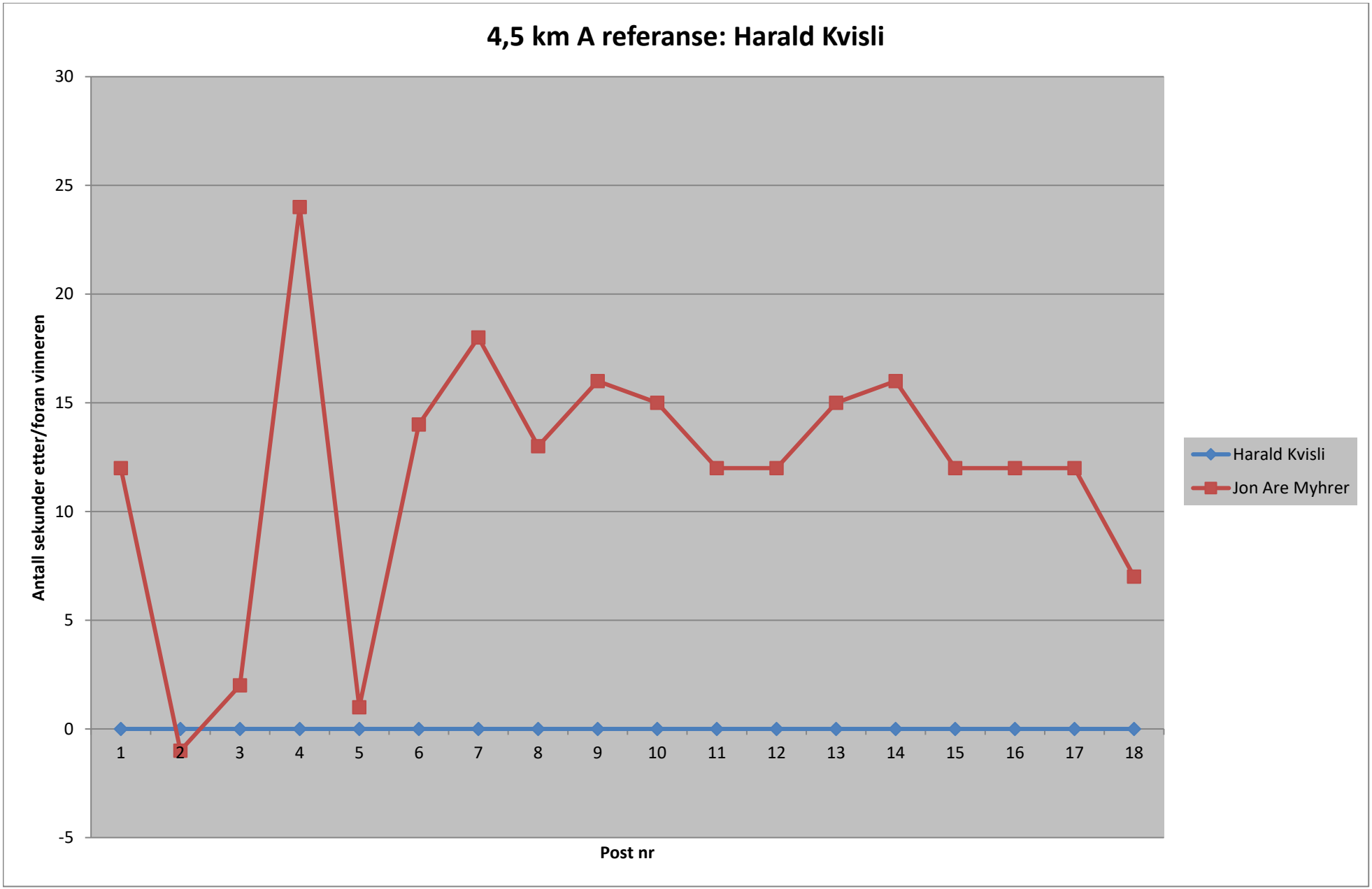
4,5 km A referanse: Harald Kvisli
Antall sekunder etter/foran vinneren
30
25
20
15
10
5
0
-5
1
2
3
4
5
6
7
8
9
10
11
12
13
14
15
16
17
18
Post nr
Harald Kvisli
Jon Are Myhrer

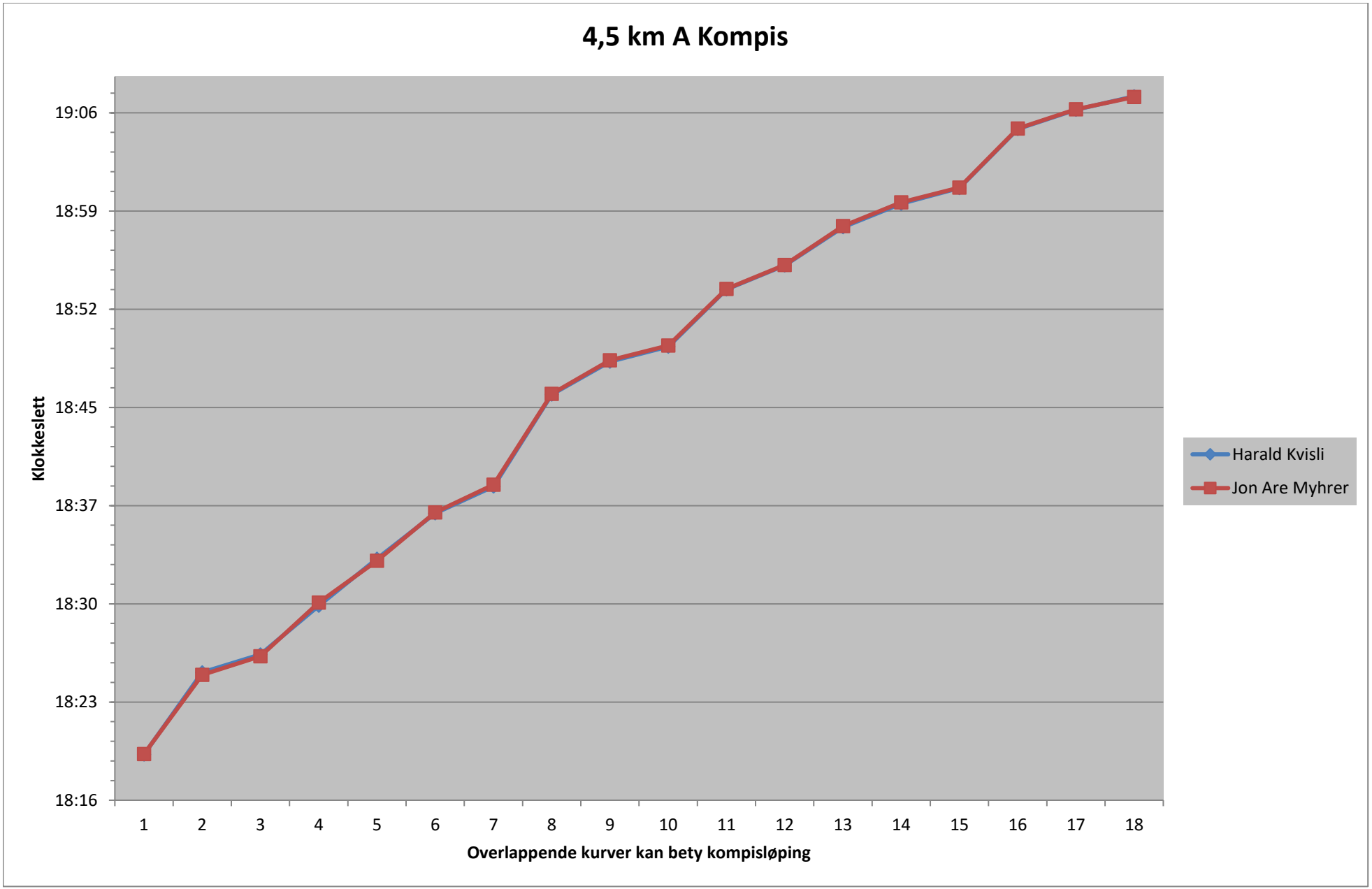
4,5 km A Kompis
Klokkeslett
19:06
18:59
18:52
18:45
18:37
18:30
18:23
18:16
1
2
3
4
5
6
7
8
9
10
11
12
13
14
15
16
17
18
Overlappende kurver kan bety kompisløping
Harald Kvisli
Jon Are Myhrer