

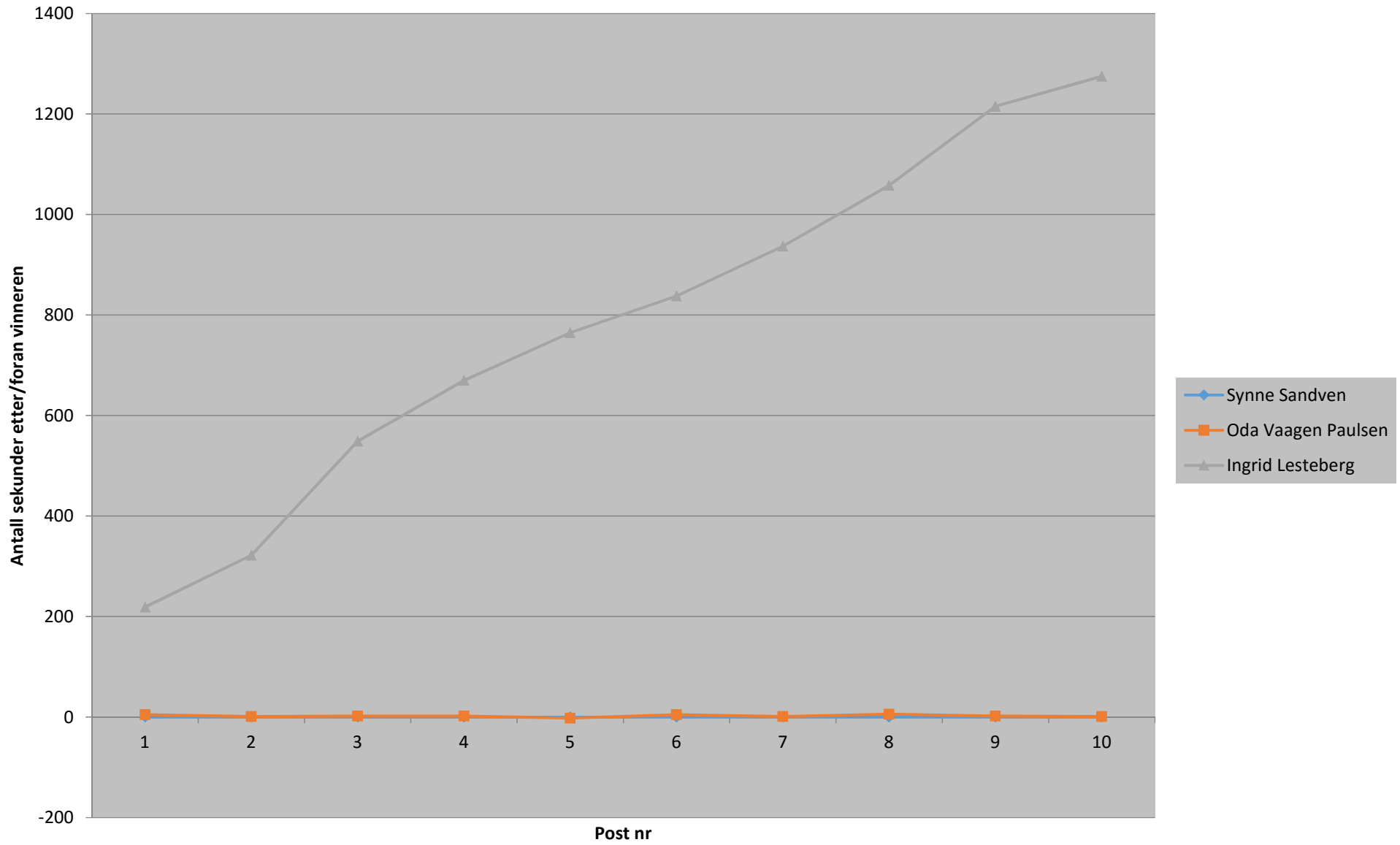
# Resultater fra nattløp 14. oktober 2015

Antall deltagere: 23


Brikke	Navn	Tid	Løype	Min/km	Klubb	Gull	Sølv	Brns	Disk	Antall: 19	v2.11.12																
	Post/EKT-kode---->					1/161	2/132	3/133	4/136	5/135	6/133	7/134	8/137	9/138	10/135	11/140	12/141	13/142	14/140	15/137	16/132	17/142	18/142	19/161	20/142	21/160	
207900	Harald Kvisli	50:06	4,6 km A	10:53	NOL	02:25	02:49	03:13	02:31	02:03	01:31	02:11	02:35	01:34	02:17	02:27	02:11	02:09	02:50	02:10	03:30	03:34	01:59	02:35	02:05	01:27	
207901	Rune Engehult	55:06	4,6 km A	11:59	NOL	02:52	03:03	03:18	02:16	01:55	01:37	02:19	02:53	01:48	03:05	01:54	02:49	02:20	02:48	02:12	04:04	04:19	02:08	03:10	02:32	01:44	
145390	Odd Strand	55:48	4,6 km A	12:08	KOL	04:19	03:05	03:31	04:05	02:21	01:26	03:24	02:27	01:36	02:02	02:34	02:19	02:41	02:13	02:11	03:29	04:04	02:04	02:27	02:13	01:17	
61168	Arve Paulsen	59:37	4,6 km A	12:58	NOL	02:33	02:57	03:23	02:16	02:19	01:57	02:28	03:10	01:31	06:23	02:10	04:18	02:16	02:47	02:14	03:34	04:01	02:43	02:42	02:42	01:13	
86890	Anders Fossøy	1:00:56	4,6 km A	13:15	NOL	02:35	03:31	03:24	02:26	02:31	01:41	03:10	02:59	01:48	02:26	02:22	02:44	03:16	02:58	02:19	04:34	04:19	03:32	03:43	03:14	01:24	
480043	Sveinung Rekaa	1:26:57	4,6 km A	18:54	NOL	04:53	03:16	03:33	02:16	02:17	01:51	02:35	03:25	05:41	04:53	02:11	02:14	05:15	03:36	02:50	02:50	17:31	04:43	02:40	05:09	06:26	01:45
82342	Arnulf Rulnes	1:41:07	4,6 km A	21:59	NOL	03:35	06:18	04:21	02:44	03:12	02:18	04:27	05:11	02:34	03:09	03:32	16:53	03:01	03:21	03:13	06:37	06:37	04:19	04:03	09:36	02:06	
480040	Åge-Geir Skatter	49:04	4,6 km A	10:40	NOL	07:37	03:13	03:38	02:33	02:46	02:59	19:25	03:09	03:44													
480044	Hugo Christensen	1:02:09	4,6 km A	13:31	NOL	03:25	04:00	04:15	02:57	02:19	02:00	03:32	04:43			03:42	04:32	03:55	05:10	06:02						11:37	
	Arnt Idar Gjerstad	Deltatt																									
	Post/EKT-kode---->					1/144	2/135	3/133	4/140	5/139	6/138	7/132	8/161	9/160													
182001	Kristin Sandven	33:58	3,0 km A	11:19	NOL	03:24	06:08	02:35	07:59	02:16	02:07	03:26	03:07	02:56													
64748	Britt Fossøy	39:43	3,0 km A	13:14	NOL	03:36	06:44	02:04	08:13	02:29	03:18	04:43	04:32	04:04													
208631	Ingar Håkonsen	47:51	3,0 km A	15:57	KOL	04:05	07:28	02:16	14:20	02:50	04:05	04:11	03:54	04:42													
176043	Jesper Nordgård	49:00	3,0 km A	16:20	NOL	03:32	09:29	02:11	11:45	02:14	04:27	06:33	04:04	04:45													
411050	Finn Bjørtuft	50:03	3,0 km A	16:41	KOL	03:48	08:07	02:37	09:57	02:40	07:01	05:25	05:52	04:36													
207907	Gunvor Bergskås	1:32:43	3,0 km A	30:54	NOL	06:16	12:17	04:37	12:46	06:41	08:18	20:52	13:57	06:59													
207907	Gunhild Solberg	1:32:43	3,0 km A	30:54	NOL	06:16	12:17	04:37	12:46	06:41	08:18	20:52	13:57	06:59													
	Knut Kjemhus	Deltatt																									
	Harald Wold	Deltatt																									
	Post/EKT-kode---->					1/35	2/31	3/64	4/120	5/121	6/46	7/161	8/50	9/39	10/160												
211944	Synne Sandven	26:08	1,8 km N	14:31	NOL	02:28	01:16	02:13	01:48	02:51	09:23	01:33	01:35	02:06	00:55												
212864	Oda Vaagen Paulsen	26:09	1,8 km N	14:32	NOL	02:33	01:12	02:14	01:48	02:47	09:30	01:29	01:40	02:02	00:54												
95250	Ingrid Lesteberg	47:23	1,8 km N	26:19	KOL	06:07	02:59	06:00	03:49	04:26	10:36	03:12	03:36	04:43	01:55												
95246	Ola Lesteberg	48:31	1,8 km N		KOL		10:03	06:00	03:50	04:35			17:22	06:41													

Arrangør: Jørn Myrland

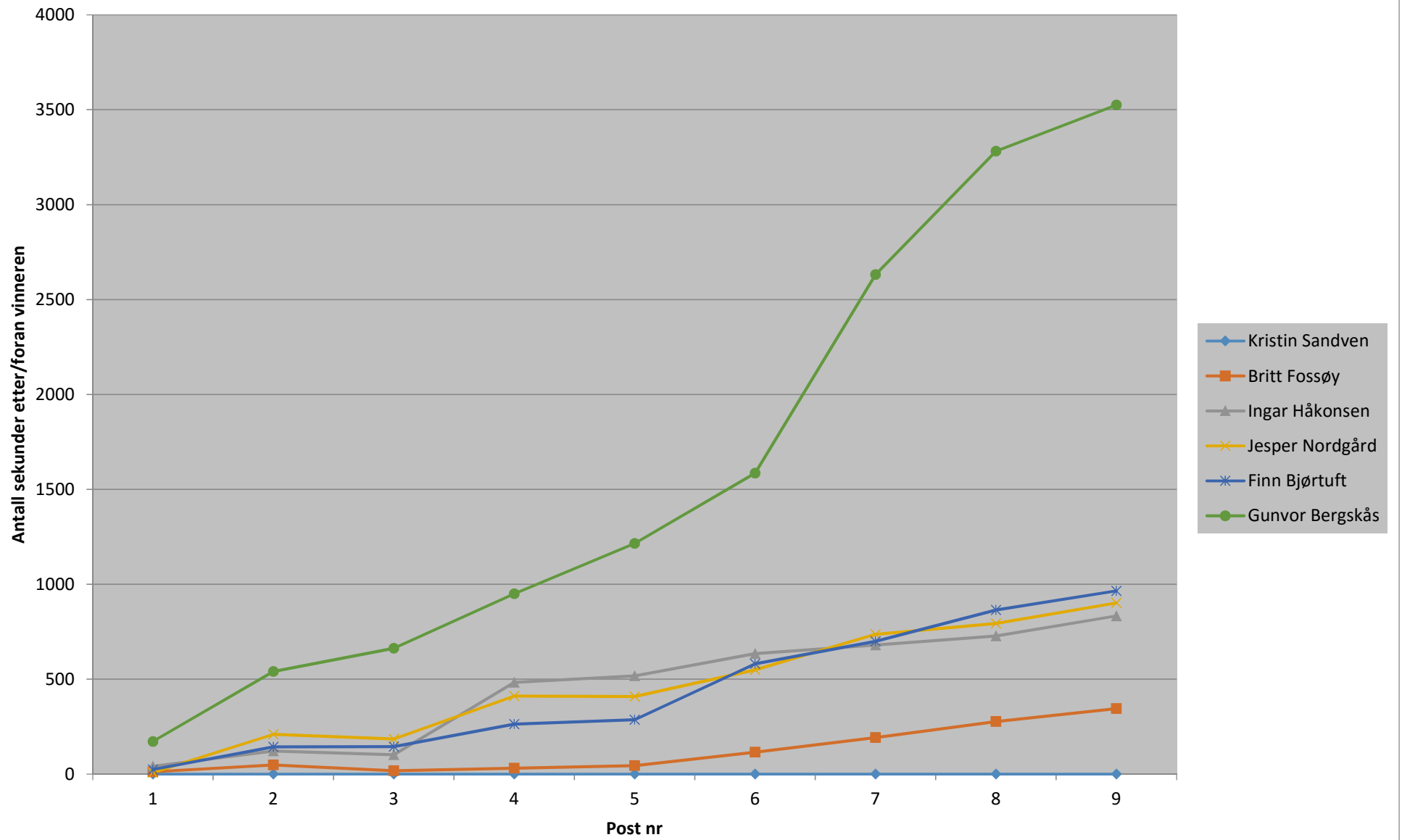
### 1,8 km N referanse: Synne Sandven



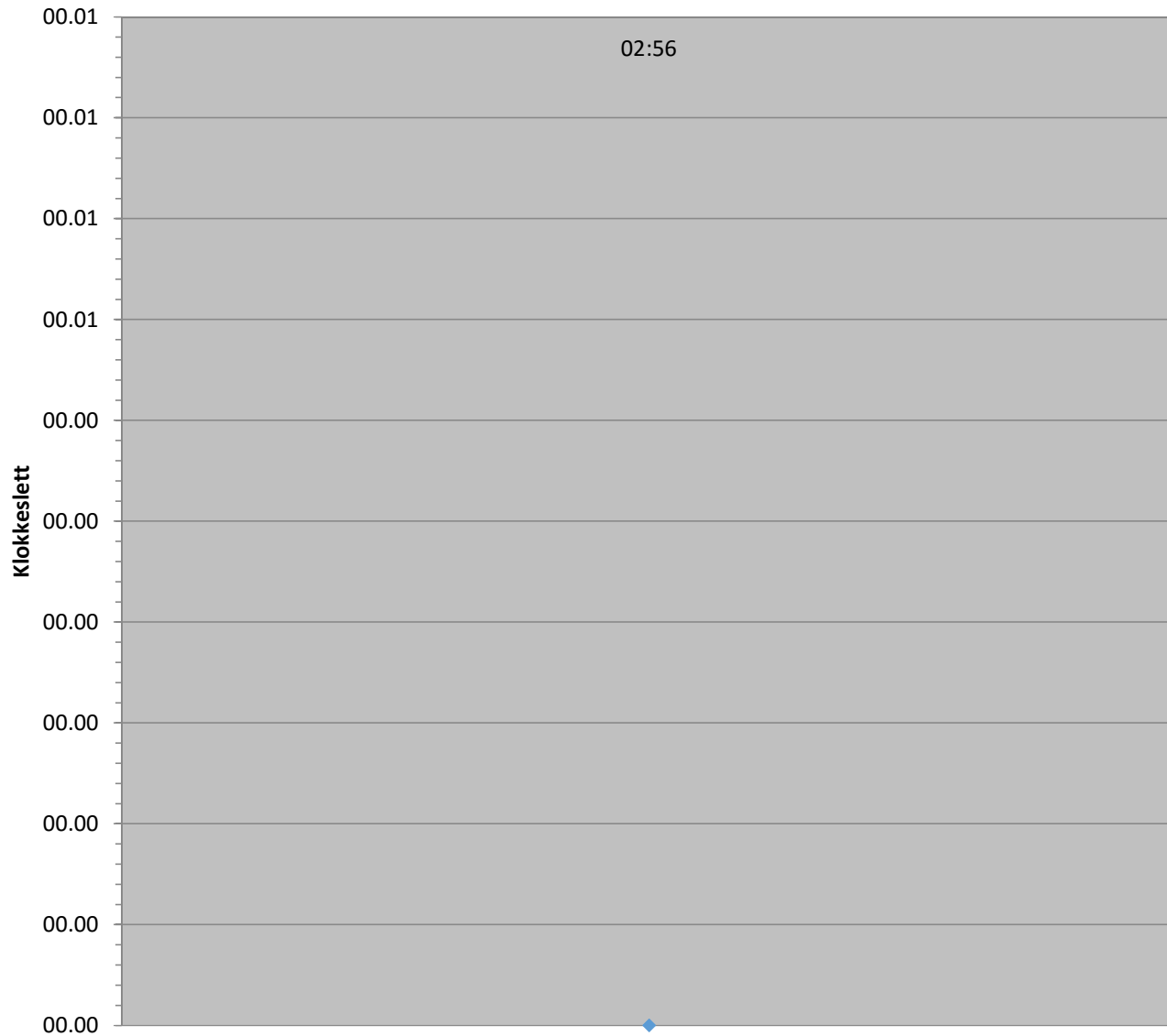
# 1,8 km N Kompis



### 3,0 km A referanse: Kristin Sandven



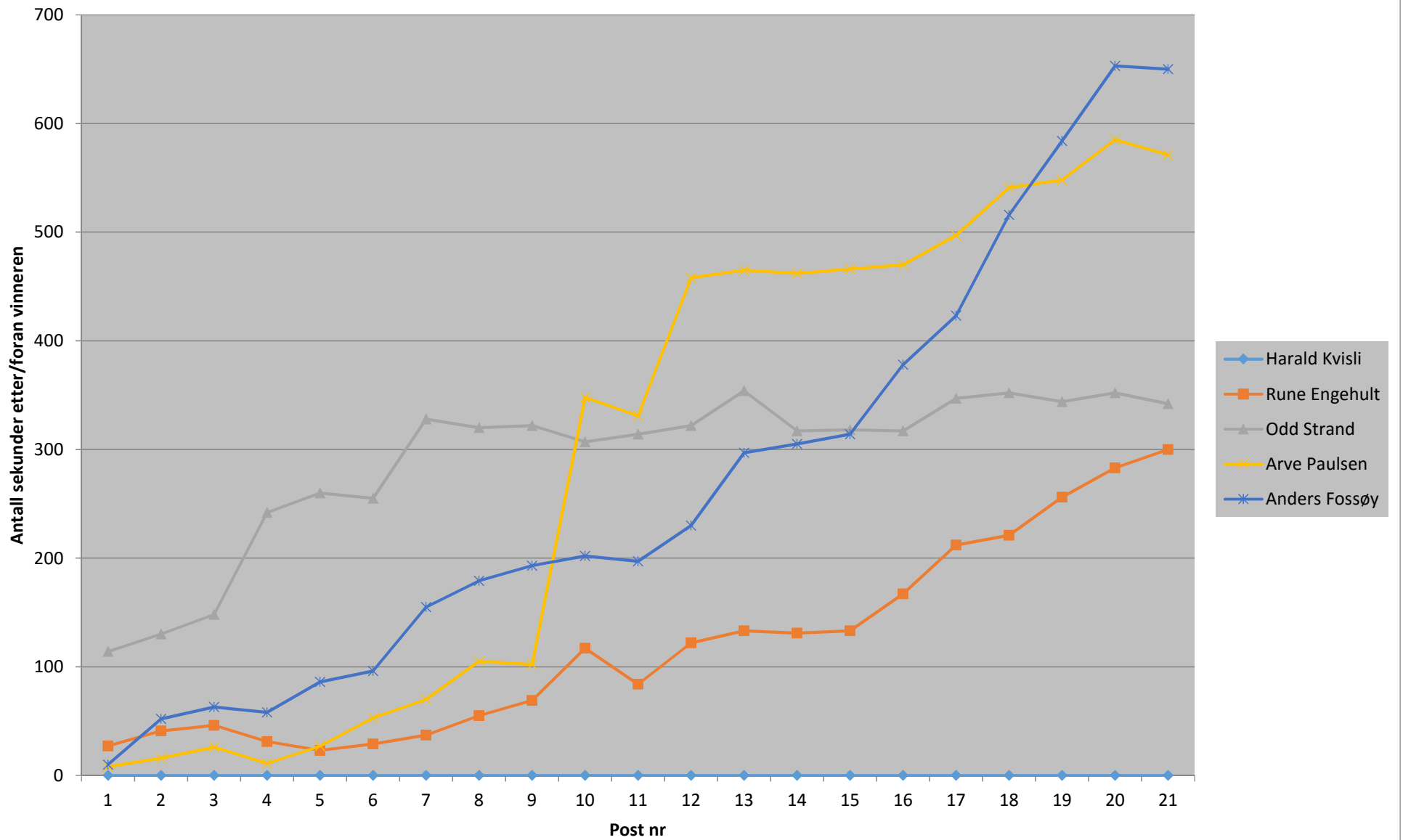
# 3,0 km A Kompis




Gunvor Bergskås 06:16 12:17 04:37 12:46 06:41  
08:18 20:52 13:57

Overlappende kurver kan bety komspløping

### 4,6 km A referanse: Harald Kvisli



## 4,6 km A Kompis



◆ Anders Fossøy 02:35 03:31 03:24 02:26 02:31 01:41  
03:10 02:59 01:48 02:26 02:22 02:44 03:16 02:58  
02:19 04:34 04:19 03:32 03:43 03:14

Overlappende kurver kan bety komspløping